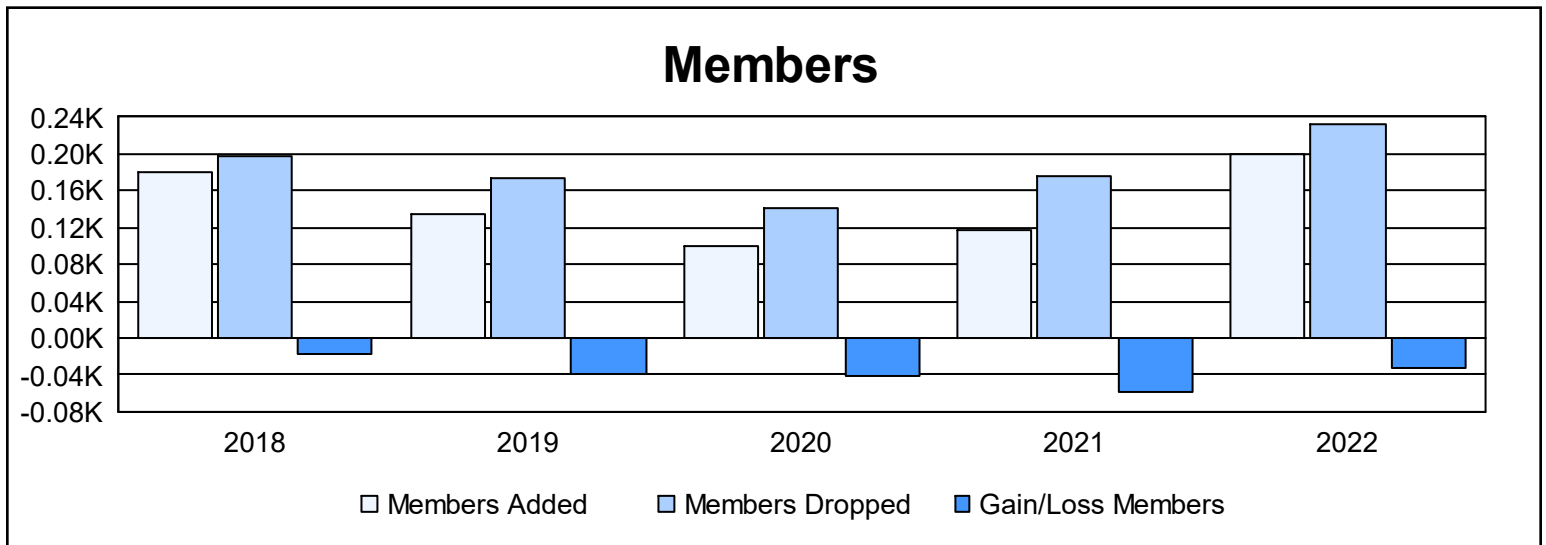
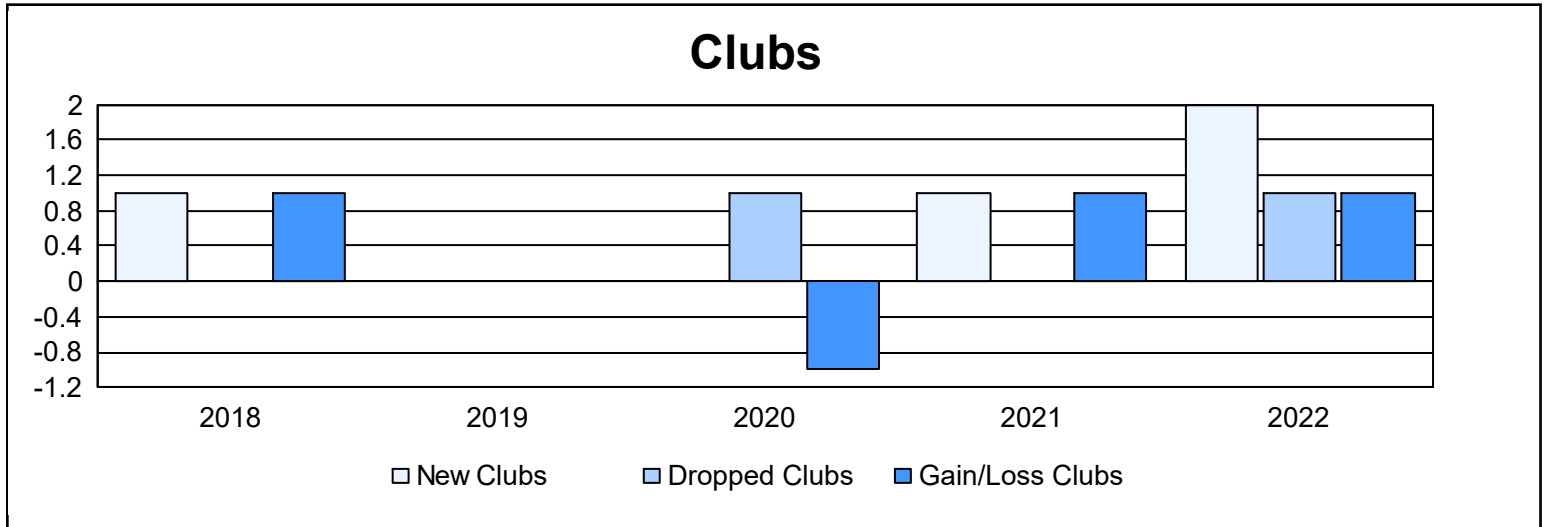
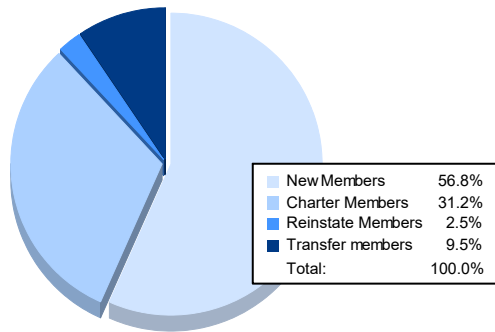


| Year | New Clubs | Dropped Clubs | Gain/ Loss Clubs | New Members | Charter Members | Reinstate Members | Transfer Members | Total Member Added | Total Members Dropped | Gain/ Loss Members |
|----------------|-----------|---------------|------------------|-------------|-----------------|-------------------|------------------|--------------------|-----------------------|--------------------|
| 2017-2018 | 1 | 0 | 1 | 139 | 20 | 7 | 14 | 180 | 198 | -18 |
| 2018-2019 | 0 | 0 | 0 | 114 | 0 | 5 | 15 | 134 | 174 | -40 |
| 2019-2020 | 0 | 1 | -1 | 86 | 0 | 1 | 12 | 99 | 141 | -42 |
| 2020-2021 | 1 | 0 | 1 | 82 | 21 | 5 | 9 | 117 | 175 | -58 |
| 2021-2022 | 2 | 1 | 1 | 113 | 62 | 5 | 19 | 199 | 232 | -33 |
| Average | 1 | 0 | 0 | 107 | 21 | 5 | 14 | 146 | 184 | -38 |



Membership Composition June 2022 Cumulative



Gender Composition June 2022 Cumulative

